



# LOADING UNIT TRIAFLEX DELTA ROBOT



CAMA GROUP IS A LEADING SUPPLIER OF ADVANCED TECHNOLOGY SECONDARY PACKAGING SYSTEMS, CONTINUOUSLY INVESTING IN INNOVATIVE SOLUTIONS. WHAT MAKES CAMA UNIQUE IN THE FIELD OF PACKAGING IS A “GLOBAL CONSULTING APPROACH” TO EACH CUSTOMER’S PACKAGING AUTOMATION REQUESTS.

## DELTA ROBOT WITH VISION SYSTEM

CAMA’s in-house developed packaging-industry-specific Delta robot technology enhances our existing range of integrated robotic solutions. This development led to the birth of the Cama Triaflex series – delta robots with carbon fibre arms, suitable for fast and smart product handling. Triaflex can be equipped with an integral highly accurate vision system and can sort and pick loose products on a production line and then position the products into a container or on a conveyor in a pre-set pattern.

## RANGE OF MACHINES

**IG270** Single or Multiple Delta Loading Units with Integral Vision System

**IT280** Delta Robot Loading Units utilizing servo driven product collation

**IF315** Delta Robot Loading Packaging Machines



*MULTI FLAVOUR*



*VISION SYSTEM*



*BOX LOADING*

## SPECIAL FEATURES OF MACHINE

- METAL FRAME / STAINLESS STEEL
- HIGH SPEED, LOW SPEED
- VARIOUS TYPE OF PRIMARY PRODUCT (POUCHES, FLOWPACK, THERMOFORMED ETC.)
- VARIOUS LOADING UNITS
- OPEN ARCHITECTURE PLC AND SERVO CONTROL

## BREAK THROUGH GENERATION

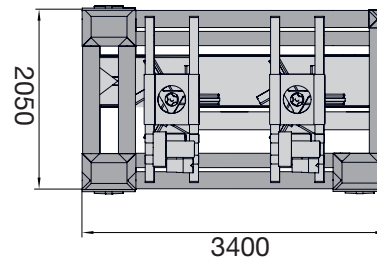
- NO HOLLOW BODY
- MODULAR FRAME DESIGN
- NO RETENTION
- ENERGY SAVING
- ERGONOMICS
- SAFE EASY ENTRY
- SEMI AUTOMATIC CHANGE OVER

## INDUSTRY

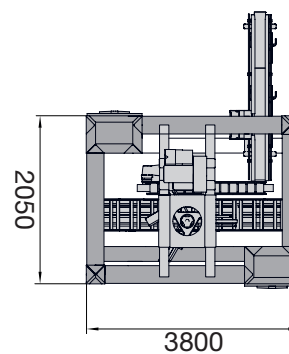
- BAKERY & BISCUITS
- CONFECTIONERY
- DAIRY & ICE CREAM
- COFFEE & TEA
- PERSONAL, HOME & HEALTH CARE
- PET FOOD

### MACHINE LAYOUT

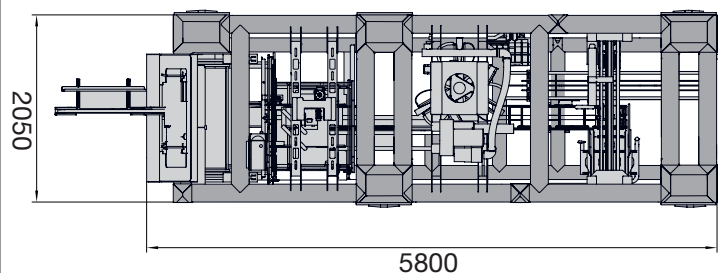
**IG270**



**IT280**



**IF315**



IG270	PRODUCTS PER MINUTE		
	MIN	MAX	
	50	2000+	
IT280	PRODUCTS PER MINUTE		
	MIN	MAX	
	50	600	
IF315	SIZES (MM)		
		A	B
	MIN	250	1050
	MAX	200	800
	SPEED (CPM)		
		SINGLE HEAD	DOUBLE HEAD
MIN	10	10	
MAX	38	55	

