


Water meters gravitary flow

COMPT'O



H : 100 mm
D : 90 mm
L : 300 mm



- Manual dosage -


Water counter with manual reset and wiring kit and ¼ turn valve and set of connections for assembly on SOREMA cooler. Connections Ø 20/27. Definition 0,1 litre. Draining capacity : 8 to 10 L/min.

DMG



Electrical part
H : 240 mm
D : 130 mm
L : 340 mm

Hydraulic part
H : 240 mm
D : 130 mm
L : 350 mm



- Simple gravitary automatic dosage -


Designed water meter for installation without water pump-operated cooler and gravity flowing in the dough mixer • Adjustable volume from 0,1 up to 99,9 litres. • Dosage unit : 0,1 litre • Precision : +/- 2%.
• Operating conditions : - water temperature from 0 to 35°C - Ambient temperature from 2 to 50°C.
• Nominal flowrate: 8 litres per minute under 0,05 bar - Electrical supply : 240V 1Ph 50Hz / 208-230V 60Hz.
• Accessory : water outlet flexible with cross to hang on dough mixer.
It is necessary to place the water meter at least at 30 cm down to the water cooler outlet.

Water meters under pressure flow

DM 15-25



H : 385 mm
D : 175 mm
L : 350 mm



- Simple pressurised automatic dosage -

Designed water meter for installation with a water pump-operated cooler or direct on city water.

- Adjustable volume from 1 up to 999 litres. • Dosage unit : 1 litre. • Precision : +/- 2%.
- Operating conditions : - water inlet temperature from 1 to 80°C under 2 bars - Ambient temperature from 2 to 50°C.
- Nominal flowrate : 15 litres per minute under 2 bars - Electrical supply : 240V 1Ph 50Hz / 208-230V 60Hz.
- Accessory : water outlet flexible with cross to hang on dough mixer.
- Dry contact for pump control.

Options : adjustable volume at 0,1litre for volumes from 0,1 up to 99,9 litres. Higher flowrate : consult us.

DMT-MA 15-25



H : 590 mm
D : 195 mm
L : 415 mm



- Automatic dosage with hot/cold water mixing by hand -

Designed water meter for installation with a water pump-operated cooler or direct on city water.

- Adjustable volume from 1 up to 999 litres. • Dosage unit : 1 litre. • Precision : +/- 2%.
- Flowing water temperature display, adjustable at 1°C.
- A manual temperature control tap allows to adjust the flowing water temperature by mixing of cold water from the water cooler and hot water (from city water or hot water tank).
- Operating conditions : - mini cold water temperature at 1°C - hot water temperature from 40 to 60°C - mixed flowing water temperature from 1 to 35°C - ambient temperature from 2 to 50°C.
- Nominal flowrate : 15 litres per minute under 2 bars - Electrical supply : 240V 1Ph 50Hz / 208-230V 60Hz.
- Accessories : water outlet flexible with cross to hang on dough mixer, and pressure reducer on hot water inlet.
- Dry contact for pump control.

Options : adjustable volume at 0,1litre for volumes from 0,1 up to 99,9 litres. Higher flowrate : consult us.